

MARSHALL




2024

INSTALLATION GUIDE

Marshall Blackbox

Installation Guide

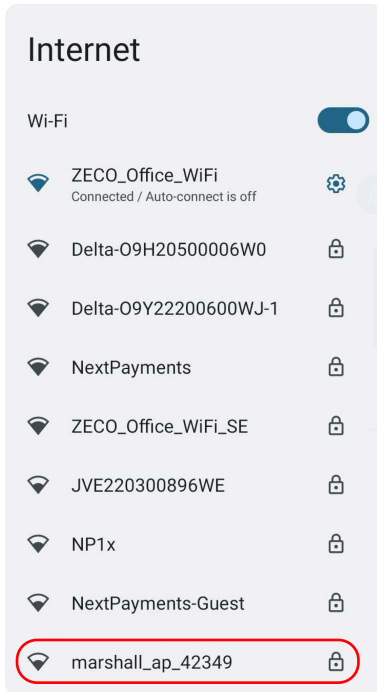
1. Single phase - Marshall Blackbox - BB-25-1



- 1 Neutral Bar
- 2 Ground
- 3 Open the cover and connect the 5Amp CT, CT positive on left and negative on right
- 4 Single phase power supply, 230V
- 5 Connect the coil active of the first contactor to the bottom of the breaker, the first contactor in the main switchboard always supplies the water heater.
- 6 Connect the coil active of the second contactor to the bottom of the breaker, any loads except EV charger can be connected to the second contactor in the main switchboard.
- 7 Connect the coil active of the third contactor to the bottom of the breaker, EV charger or other loads can be connected to the third contactor in the main switchboard.

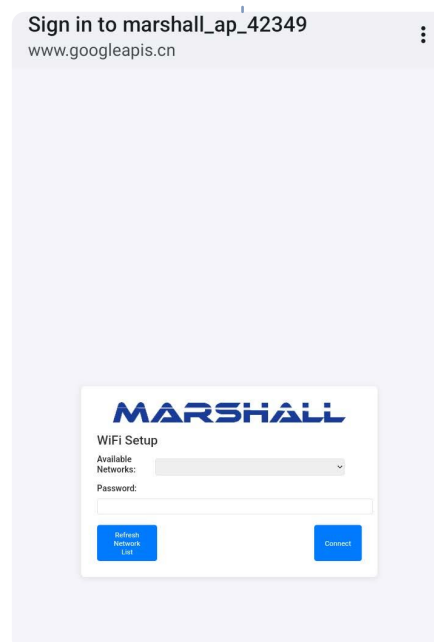
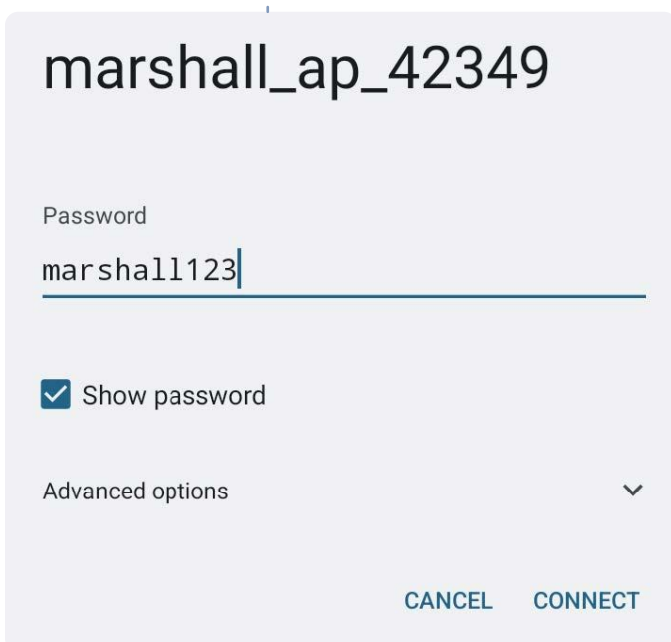


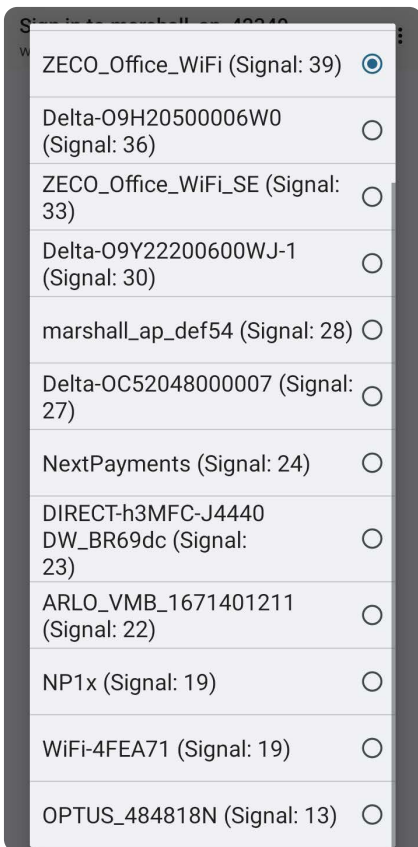
2. Internet Setup



- a**
1. Connect the Marshall and turn on the power breaker.
 2. Open your smartphone's Wi-Fi settings and connect to 'marshall_ap_xxxxx'.
 3. Follow the steps to connect 'marshall_ap_42349' to 'ZECO_Office_WiFi'.

- b** Log in to the Marshall AP with the password: **marshall123**, and then a sign in page will pop up.

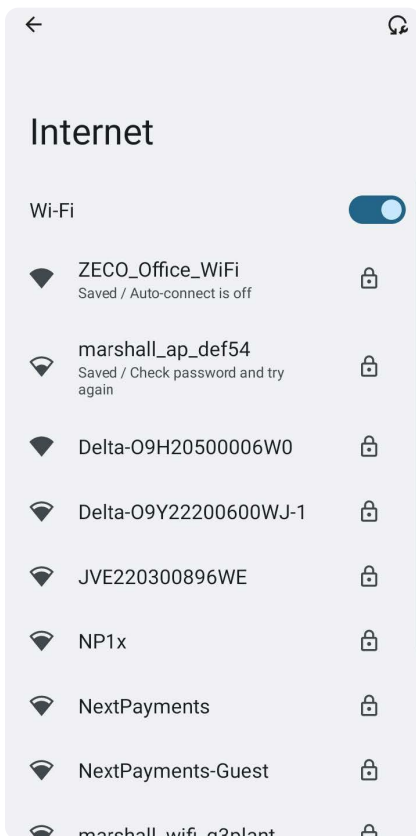




- c**
1. Click the 'Refresh Network List' button on the left.
 2. A SSID will appear in the 'Networks' bar.
 3. Click the 'Networks' bar to view the list of available Wi-Fi networks.




- d**
1. Select your home Wi-Fi from the list.
 2. Enter your Wi-Fi password and click 'Connect'.
 3. A 'Trying to connect' message will appear.



- e**
1. Once connected, the sign-in page will close automatically.
 2. The 'marshall_ap_xxxxx' network will disappear from your smartphone's Wi-Fi settings.

3. Meter Configuration

a. Single phase



1. Long press the button twice to display '-SET-', then the CT ratio setting page.
2. Short press the button to adjust the CT ratio.
3. Ensure the **5Amp CT** ratio matches the meter's CT ratio.
4. Long press the button to save and return to the energy reading page.

MARSHALL

www.datamarshall.au

03 4422 4455

marshall@zeco.au

ZECO Energy

6C/148 Chesterville Road,
Moorabbin
VIC Australia 3189